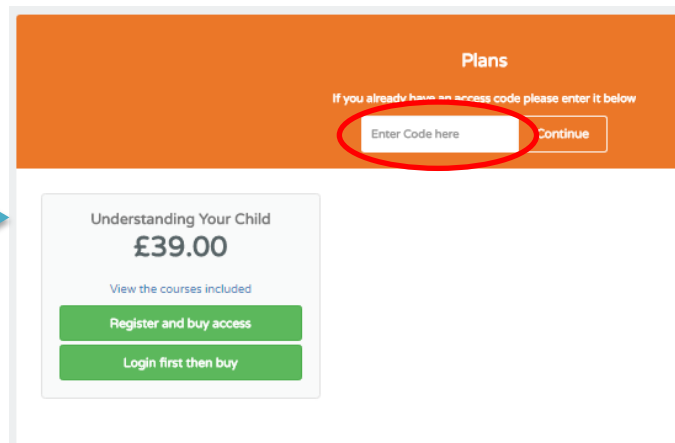
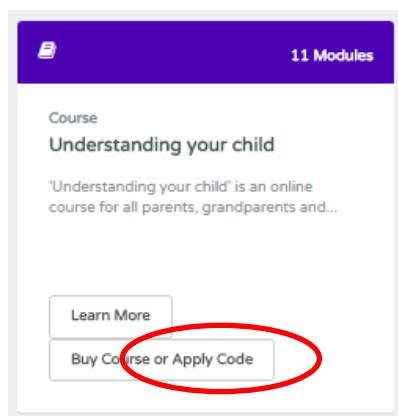
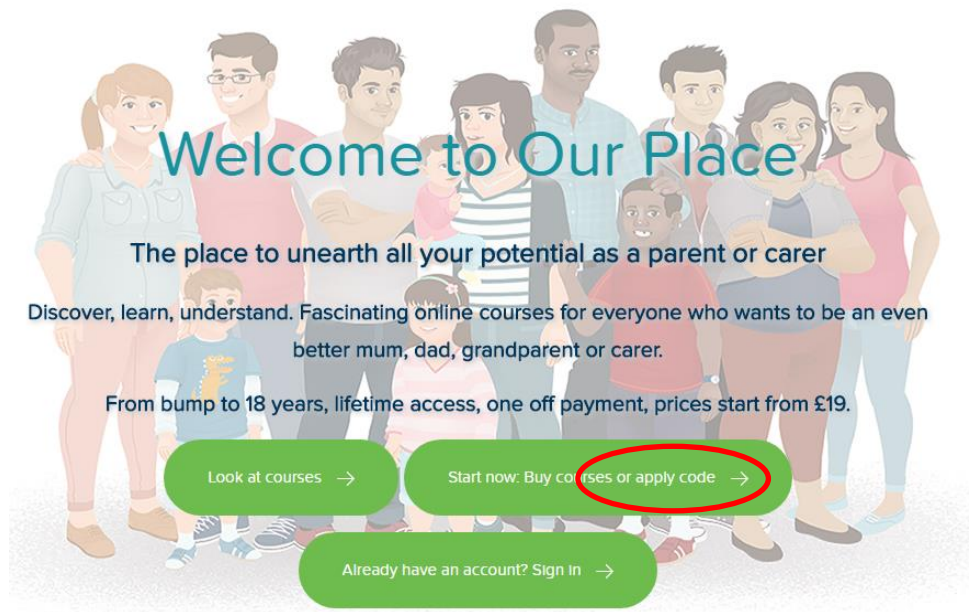


# Start here: [www.inourplace.co.uk](http://www.inourplace.co.uk)

(Use a modern browser e.g. Google Chrome or Firefox)

## ① Apply code



Your name is optional, it is used to personalise your experience on the site and on your certificate at the end of the course (you can add it to your profile in account settings later if you prefer). Your name will not be shared.

Questions here are used anonymously to work out what kind of people are accessing this plan. The Solihull Approach will report this information to the organisation who pay for the access but will NOT reveal your name.

Some plans may ask for your postcode or other 'plan question'. This is also treated anonymously.

## ② Create an account

The screenshot shows a three-step account creation form. Step 1, 'Your information', includes fields for 'First name (Optional)' and 'Last name (Optional)', a gender selection question with radio buttons for 'male', 'female', and 'non-binary', and a 'Continue' button. Step 2, 'Your account credentials', includes a required 'Email address \*' field, a password field with instructions 'Choose a password, or use your existing password if you have one \* (at least 8 alphanumeric characters)', and a 'Confirm password \* (at least 8 alphanumeric characters)' field. Step 3, 'Plan Questions', includes a required 'What is your postcode? \*' field. Red circles highlight the gender selection, email address, and 'Continue' button. Blue arrows point from the surrounding text to these elements.

An email address is required to create an account so that you can sign in and resume the course where you left off. Your account remembers that you have access to a course(s). Your email address will NOT be shared with any third party, including the organisation who pay for your access. The Solihull Approach may very occasionally send you updates about the course.

This screenshot shows the account creation form after completion. In Step 1, 'Your information', the first name is 'John' and the last name is 'Smith'. The gender selection is 'male'. In Step 2, 'Plan Questions', the postcode field has a green checkmark. A green 'Update' button is at the bottom. On the right, an 'Order summary' box shows 'Welcome to our SCHOOL MUL trial plan!' for £0.00, with a link to 'Understanding your child'. Below this, it shows 'Subtotal £0.00' and 'Total £0.00'. A green button with the text 'It's FREE! Click here to access' is highlighted with a red circle.

## ③ Enjoy the course!